



MF10

Dimensions (mm)	External	Internal
Height	405	
Width	290	
Depth	290	
Capacity (ltr)		
Gross		10
Net		



MF20

Dimensions (mm)	External	Internal
Height	523	
Width	310	
Depth	310	
Capacity (ltr)		
Gross		20
Net		16.5



MF30

Dimensions (mm)	External	Internal
Height	420	
Width	390	
Depth	390	
Capacity (ltr)		
Gross		30
Net		20



MF40

Dimensions (mm)	External	Internal
Height	523	
Width	390	
Depth	390	
Capacity (ltr)		
Gross		40
Net		30

Features

AISI 304 stainless steel construction for stronger durability

Adjustable thermostat temperature control

Water level indicator

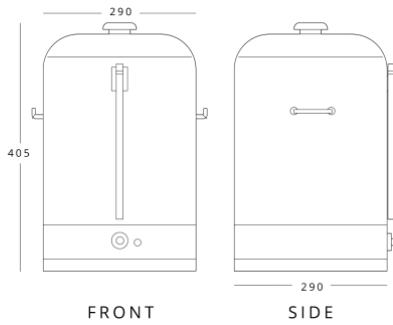
Concealed element for easy cleaning and maintenance



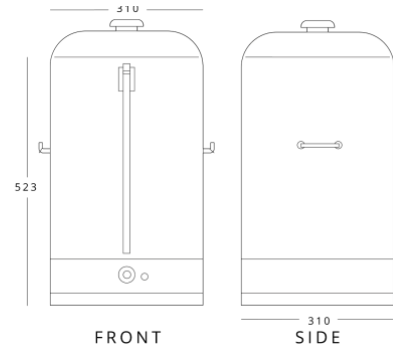
Technical Specification

	MF10	MF20	MF30	MF40
Temperature Range	Up to 100°C	Up to 100°C	Up to 100°C	Up to 100°C
Power Supply	13amp	13amp	13amp	13amp
Power Usage (w)	2000	2500	3000	3000
Weight (kg)	3.4	4.5	5.2	5.9

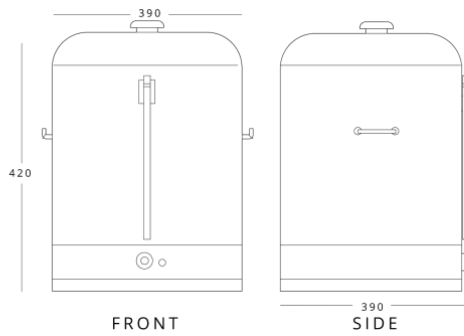
MF10



MF20



MF30



MF40

