



HBC2SL

Dimensions (mm)	External	Internal
Height	850	564
Width	1360	799
Depth	600	480
Capacity (ltr)		
Gross		228
Net		170



HBC3SL

Dimensions (mm)	External	Internal
Height	850	564
Width	1795	1234
Depth	600	480
Capacity (ltr)		
Gross		339
Net		254



HBC4SL

Dimensions (mm)	External	Internal
Height	850	564
Width	2230	1669
Depth	600	480
Capacity (ltr)		
Gross		449
Net		339



LBC2SL

Dimensions (mm)	External	Internal
Height	850	564
Width	1360	799
Depth	600	480
Capacity (ltr)		
Gross		228
Net		170



LBC3SL

Dimensions (mm)	External	Internal
Height	850	564
Width	1795	1234
Depth	600	480
Capacity (ltr)		
Gross		339
Net		254



LBC4SL


Dimensions (mm)	External	Internal
Height	850	564
Width	2230	1669
Depth	600	480
Capacity (ltr)		
Gross		449
Net		339

Features

- Stainless steel exterior & interior
- Even air distribution by ducted system
- 1 x adjustable shelf per door (size: 330 x 430mm)
- Heavy duty castors as standard
- Internal corners rounded for easy cleaning
- Self closing doors with dwell position
- Replaceable door gasket

Additional Extras

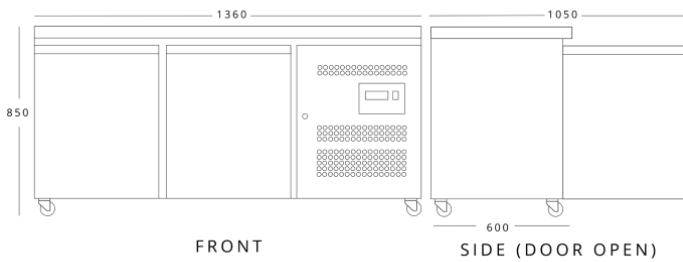
- B1-SHELF11 - Shelf
- B1-GUIDE09 - Shelf guide (pair)
- B1-GASKET27 - Door gasket



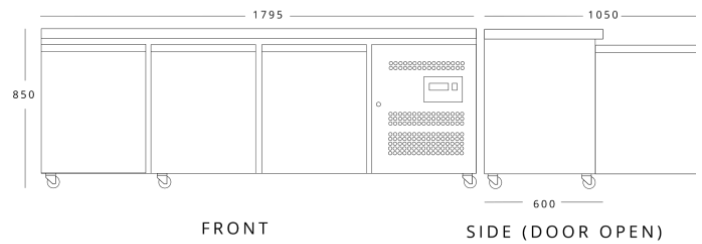
Technical Specification

	HBC2SL	HBC3SL	HBC4SL	LBC2SL	LBC3SL	LBC4SL
Temperature Range	+2°C ~ +8°C	+2°C ~ +8°C	+2°C ~ +8°C	+18°C ~ -22°C	+18°C ~ -22°C	+18°C ~ -22°C
Climate Class	4	4	4	4	4	4
Power Supply	13amp	13amp	13amp	13amp	13amp	13amp
Cooling	Ventilated	Ventilated	Ventilated	Ventilated	Ventilated	Ventilated
Defrost	Automatic	Automatic	Automatic	Automatic	Automatic	Automatic
Noise Level	42db	42db	42db	42db	42db	42db
Refrigerant	R290	R290	R290	R290	R290	R290
Energy Efficiency Class	C	C	D	E	E	E
Energy Consumption (kw/24hrs)	2.196	3.327	4.981	7.566	8.515	10.064
Power Usage (w)	220	230	345	520	560	650
Weight (kg)	109	130	160	109	129	245

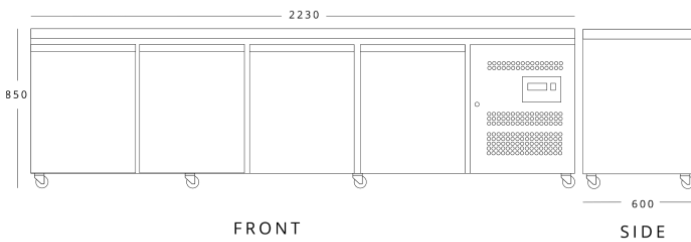
HBC2SL




HBC3SL



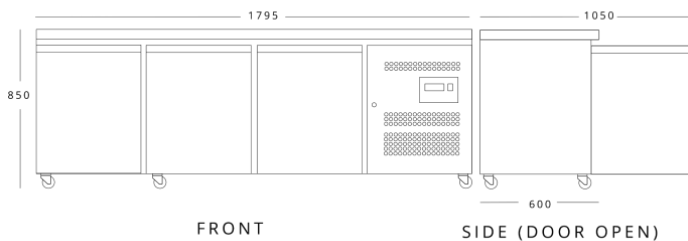
HBC4SL



LBC2SL



LBC3SL



LBC4SL

