



BCG130WH

Dimensions (mm)	External	Internal
Height	1235	
Width	1340	
Depth	921	
Capacity (ltr)		
Gross		540
Net		460



BCG150WH

Dimensions (mm)	External	Internal
Height	1235	
Width	1590	
Depth	921	
Capacity (ltr)		
Gross		650
Net		550



BCG200WH

Dimensions (mm)	External	Internal
Height	1235	
Width	1965	
Depth	921	
Capacity (ltr)		
Gross		820
Net		700

Features

Laminated steel exterior; Painted interior; Grey ABS injected side panels

Stainless steel backshelf & display deck

Anodised aluminium profiles

Sliding perspex door

Intermediate glass shelf

LED illumination under top canopy

Refrigerated under storage

Hydraulic front glass



Additional Extras

B9-SHELF130 - Glass shelf for BCG130

B9-SHELF150 - Glass shelf for BCG150

B9-SHELF200 - Glass shelf for BCG200

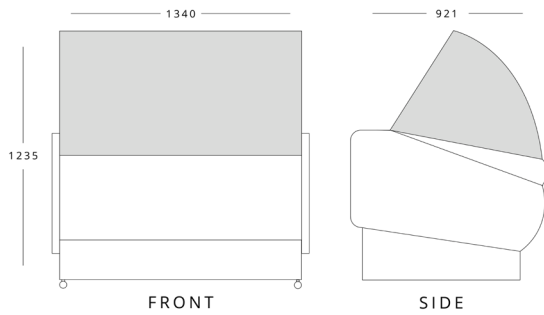
B9-CASTOR - Castor



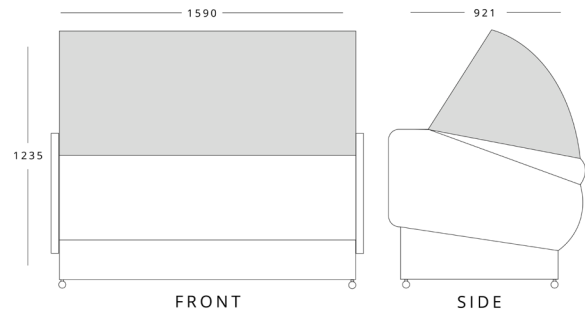
Technical Specification

	BCG130WH	BCG150WH	BCG200WH
Temperature Range	+2°C~+8°C	+2°C~+8°C	+2°C~+8°C
Climate Class	3	3	3
Power Supply	13amp	13amp	13amp
Cooling	Fan Assisted	Fan Assisted	Fan Assisted
Defrost	Automatic	Automatic	Automatic
Noise Level	48db	52db	53db
Refrigerant	R290	R290	R290
Energy Consumption (kw/24hrs)	5.1	5.5	6.5
Power Usage (w)	550	620	650
Weight (kg)	195	230	290

BCG130WH



BCG150WH



BCG130WH

